



BUSHVELD MINERALS
2020 Financial results

Building on our solid foundation to meet
the growing vanadium demand

June 2021

Disclaimer



These presentation slides, or any part of them and any related video or oral presentation, any question and answer session and any written or oral material discussed or distributed during the presentation (the "Presentation Materials") has been prepared solely for your information by Bushveld Minerals Limited (the "Company") and do not constitute an offer or invitation to purchase or subscribe for any securities of the Company and should not be relied on in connection with a decision to purchase or subscribe for any such securities. The Presentation Materials do not constitute a recommendation regarding any decision to sell or purchase securities in the Company. In accessing the Presentation Materials, you agree to be bound by the following terms and conditions.

The Presentation Materials do not constitute advice relating to legal, accounting, taxation or investment matters. The Presentation Materials do not constitute a recommendation regarding any potential securities offering. The information contained in the Presentation Materials does not purport to contain all information that may be required to evaluate the Company, its financial position and/or any investment decision.

Whilst all reasonable care has been taken to ensure that the facts stated in these Presentation Materials are accurate and that the forecasts, opinions and expectations contained in these Presentation Materials are honestly held and based on reasonable grounds, no undertaking, representation, warranty or other assurance, express or implied, is made or given by or on behalf of the Company or any of its directors, officers, partners, employees, agents, advisers or affiliates (collectively, "Representatives"), or any other person, as to the accuracy, completeness or fairness of the information or opinions contained in these Presentation Materials. In addition, in issuing these Presentation Materials, neither the Company nor any Representative undertakes any obligation to update or to correct any inaccuracies which may become apparent in these Presentation Materials.

Accordingly, no responsibility or liability is accepted by the Company or its Representatives for any loss howsoever arising, directly or indirectly, from the use of such information or opinions or for any errors, omissions, misstatements, negligence or otherwise for any other communication, written or otherwise (except that nothing in this paragraph will exclude liability of the Company for any undertaking, representation, warranty or other assurance made fraudulently) or as to the suitability of any particular investment for any particular investors or for any loss howsoever arising, directly from any use of such information or opinions or otherwise arising in connection therewith. In addition, no duty of care or otherwise is owed by the Company nor any Representatives for any loss, cost or damage suffered or incurred as a result of the reliance on such information or opinions or otherwise arising in connection with the Presentation Materials. To the fullest extent permissible by law, each of the Company, and the Representatives disclaim any and all liability, whether arising in tort, contract or otherwise, which they might otherwise have in respect of these Presentation Materials.

The Presentation Materials have not been approved by the Financial Conduct Authority as a prospectus under the Prospectus Rules (made under Part VI of the Financial Services and Markets Act 2000 ("FSMA")) or by London Stock Exchange plc ("LSE"), nor is it intended that they will be so approved. These Presentation Materials do not constitute or form part of any prospectus, admission document, invitation or offer for sale or solicitation or any offer to buy or subscribe for any securities nor will they or any part of them form the basis of, or be relied on in connection with, or act as any inducement to enter into, any contract or commitment. No reliance may be placed for any purpose on the information or opinions contained in the Presentation Materials or on their completeness, accuracy or fairness.

The Presentation Materials are directed at authorised persons or exempt persons within the meaning of FSMA or any order made thereunder or to those persons falling within the following articles of the Financial Services and Markets Act 2000 (Financial Promotion) Order 2005 (as amended) (the "Financial Promotion Order"): Investment Professionals (as defined in Article 19(5)), members and creditors of certain bodies corporate (as defined in Article 43 (2)) and High Net Worth Companies (as defined in Article 49(2)). Persons who do not fall within any of these definitions should not rely on the Presentation Materials nor take any action upon them.

These Presentation Materials are exempt from the general restriction in section 21 of FSMA relating to the communication of invitations or inducements to engage in investment activity on the grounds that they are made only to certain categories of persons, under the Financial Promotion Order as set out above

The Presentation Materials contain forward-looking statements, which are based on current expectations and projections of future events and that involve risks and uncertainties. All statements other than statements of historical facts contained in this document, including statements regarding the Company's future financial position, business strategy and plans, business model and approach and objectives of management for future operations, are forward-looking statements. Without limitation, the forward-looking statements in this document include any statements preceded by, followed by or including words such as "anticipate", "believe", "could", "estimate", "expect", "future", "intend", "may", "opportunity", "plan", "potential", "project", "seek", "will", "target", "aim", "can have", "likely", "should", "would" and other words and terms of similar meaning or the negative

Disclaimer

The Company's actual results could differ materially from those anticipated in the forward looking statements as a result of many factors. The forward looking statements in these Presentation Materials are based on the beliefs and assumptions of the Company's directors and information only as of the date of this document and are not guarantees of future performance, and the forward looking events discussed in this document might not occur. No representation or warranty is made that any forward-looking statement will come to pass or as to the reasonableness thereof and no reliance should be placed on any forward looking statements. The Directors undertake no obligation to publicly update any forward looking statements, whether as a result of new information, future earnings, or otherwise. The past performance of the Company is not a reliable indication of the future performance of the Company. No statement in the Presentation Materials is intended to be nor may it be construed as a profit forecast or a profit estimate. Results can be positively or negatively affected by market conditions beyond the control of the Company or any other person.

The Presentation Materials should not be distributed, published, reproduced or otherwise made available in whole or in part by recipients to any other person and, in particular, should not be distributed to persons with an address in the Republic of Ireland, Australia, United States of America, Canada or Japan or in any other country outside the United Kingdom where such distribution may lead to a breach of any legal or regulatory requirement. No document in relation to the Company's securities has been, or will be, lodged with, or registered by, The Australian Securities and Investments Commission, and no registration statement has been, or will be, filed with the Japanese Ministry of Finance in relation to the Company's securities. Accordingly, subject to certain exceptions, the Company's securities may not, directly or indirectly, be offered or sold within Australia, Japan, the United States of America, Canada or the Republic of Ireland or offered or sold to a resident of Australia, Japan, United States of America, Canada or the Republic of Ireland.

The Presentation Materials do not constitute or form a part of any offer or an invitation or solicitation or advertisement to purchase and/or subscribe for securities in South Africa, including an "offer to the public" as defined in the South African Companies Act, 2008. Information made available in the Presentation Materials should not be considered as "advice" as defined in the South African Financial Advisory and Intermediary Services Act, 2002 ("FAIS Act") and should not be construed as an express or implied recommendation, guide or proposal that any particular transaction in respect of any securities or in relation to the business or future investments of the Company is appropriate to the particular investment objectives, financial situations or needs of a prospective investor, and nothing in the Presentation Materials should be construed as constituting the canvassing for, or marketing or advertising of, financial services in South Africa. The Company is not a financial services providers licensed as such under the FAIS Act.

Neither the Presentation Materials nor any copy of them may be taken or released or distributed or published, directly or indirectly, in the United States of America (the "United States"). The material set out in the Presentation Materials is for information purposes only and is not intended, and shall not be construed, as an offer for securities for sale in the United States or any other jurisdiction. The Company's securities (the "Securities") have not been, and will not be, registered under the United States Securities Act of 1933, as amended (the "US Securities Act") or with any securities regulatory authority of any state or other jurisdiction of the United States and may not be offered or sold within the United States or to, or for the account or benefit of, any US Person as that term is defined in Regulation under the US Securities Act except pursuant to an exemption from or in a transaction not subject to the registration requirements of the applicable securities legislation. The Company has not been registered and will not register under the United States Investment Company Act of 1940, as amended.

In addition, certain information contained in the Presentation Materials may have been obtained from published and non-published sources prepared by other parties, which in certain cases have not been updated to the date hereof. While such information is believed to be reliable for the purpose used in the Presentation Materials, the Company and its Representatives do not assume any responsibility for the accuracy or completeness of such information and such information has not been independently verified by the Company and its Representatives. Furthermore, external or other factors may have impacted the Presentation Materials, since their preparation. The Presentation Materials have not been independently verified.

The technical information contained within this presentation has been reviewed and approved by Professor Richard Viljoen. Professor Richard Viljoen has more than 30 years' experience in the mining industry, including 15 years as chief consulting geologist for Gold Fields of South Africa. Notable past experience includes the development of significant mines including Northam Platinum and the Leeudoorn and Tarkwa gold mines, identifying and developing a significant platinum deposit in the Bushveld Complex for Akanani Resources as well as acting as consultant for exploration and mining companies in Canada, Mexico, Venezuela, India and China in the fields of base metals, gold and platinum. Professor Richard Viljoen has extensive experience relevant to the style of mineralisation and type of deposit under consideration and to the activity which he is undertaking to qualify as a Competent Person as defined under the JORC Code (2012). Professor Richard Viljoen consents to the inclusion in this presentation of the matters based on his information in the form and context in which it appears.

Presentation of data unless specified otherwise: variance analysis relates to the relative performance of Bushveld Minerals and/or its operations during the 2020 financial year results.






Bushveld Minerals overview



Low cost, vertically integrated primary vanadium producer



Energy storage solutions provider

 <p>Mining</p>	<ul style="list-style-type: none"> Large, high grade, JORC compliant resource (~549 Mt grading ~1.6%-2.0% V₂O₅) 3 deposits, served with logistics infrastructure
 <p>Processing</p>	<ul style="list-style-type: none"> 2 low cost primary vanadium processing facilities
 <p>Electrolyte</p>	<ul style="list-style-type: none"> Building a 200MWh capacity electrolyte (~1,100 mtVp.a) manufacturing facility
 <p>Manufacturing</p>	<ul style="list-style-type: none"> Effective interest of 25.25% in Cellcube¹ Support local VRFB assembly in South Africa
 <p>Deployment</p>	<ul style="list-style-type: none"> Self generation opportunity of >125MW of solar PV and 180MWh of battery ESS² for the Group

Bushveld aims to be the leading vanadium platform



A Green Commodity for the Future

- Vanadium - a compelling commodity with demand anchored to steel with upside from energy storage
- Reduces carbon footprint and increases efficiency of the steel supply chain
- VRFB¹ technology supports global transition to clean energy and produces lower life cycle CO₂ emissions than competing storage technologies



A Solid Foundation

- Bushveld owns 2 of the world's 4 operating primary vanadium processing facilities
- Large, long mine life, high grade opencast deposits with grades of 1.6 – 2.0% V₂O₅ in-magnetite



Production Growth

- Achieve a production run rate of between **5,000 mtVp.a. and 5,400 mtVp.a.** by the end of 2022
- Studies under way to increase production run rate to between **6,400 mtVp.a. and 6,800 mtVp.a.** in the medium term and **to 8,400 mtVp.a.** in the longer term



A Key Player in Energy Storage

- A key player in the VRFB¹ value chain
- Aiming to be the preferred vertically integrated primary vanadium supplier

2020 performance and 2021 guidance

2020 performance

- Drew down the US\$65 million financing package with Orion Mine Finance

Net debt	Cash and cash equivalent
↑ (\$33.7m)	↑ \$50.5m

2021 guidance and outlook

Financials

- Strengthen balance sheet and increase cash flow through margin expansion and debt reduction
- Implement Cost Savings Programme to cut costs by between US\$2.5 million to US\$4 million per year from 2022

- Record Group production and sales, and reduced cost supported by the the inclusion of Vanchem

Production	Sales	Group cost per unit sold
↑ 24%	↑ 61%	↓ US\$29kgV

Production

- 2021 Group production: 3,400 mtV -3,600 mtV
- Achieve a steady state production run rate of 5,000 mtVp.a. - 5,400 mtVp.a. by end of 2022
- Improve operational stability in H2 2021 and continue to implement synergies
- Optimise production flexibility between the assets

- Reduced earnings due to a decline in the average realised vanadium price

Av. realised vanadium price (US\$/kgV)	EBITDA
23.4	↓ (\$14.9m)
↓ 52%	

Vanadium price

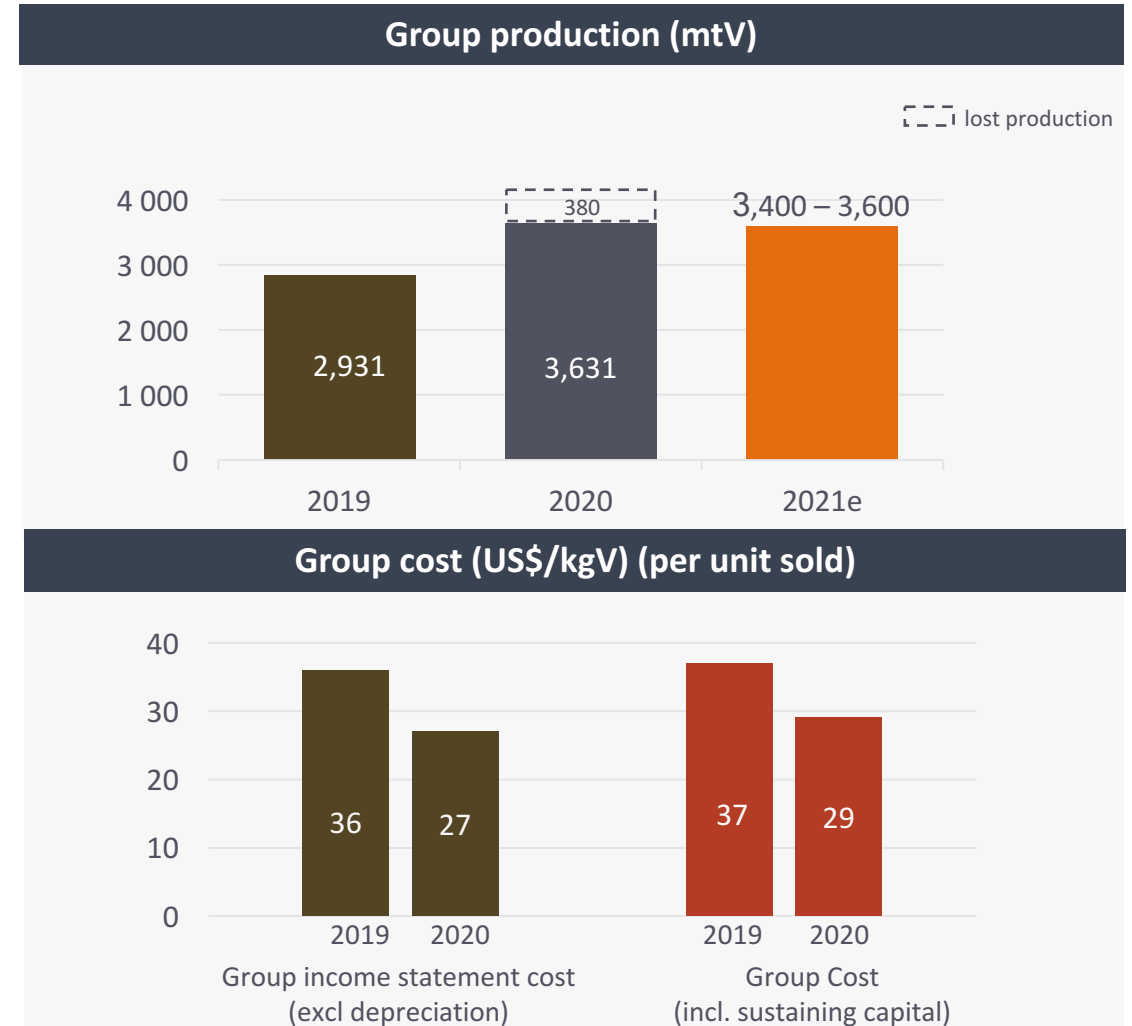
- FeV price currently at ~US\$40/kgV¹ across all markets
- 2021 year-to-day price of ~US\$33/kgV¹



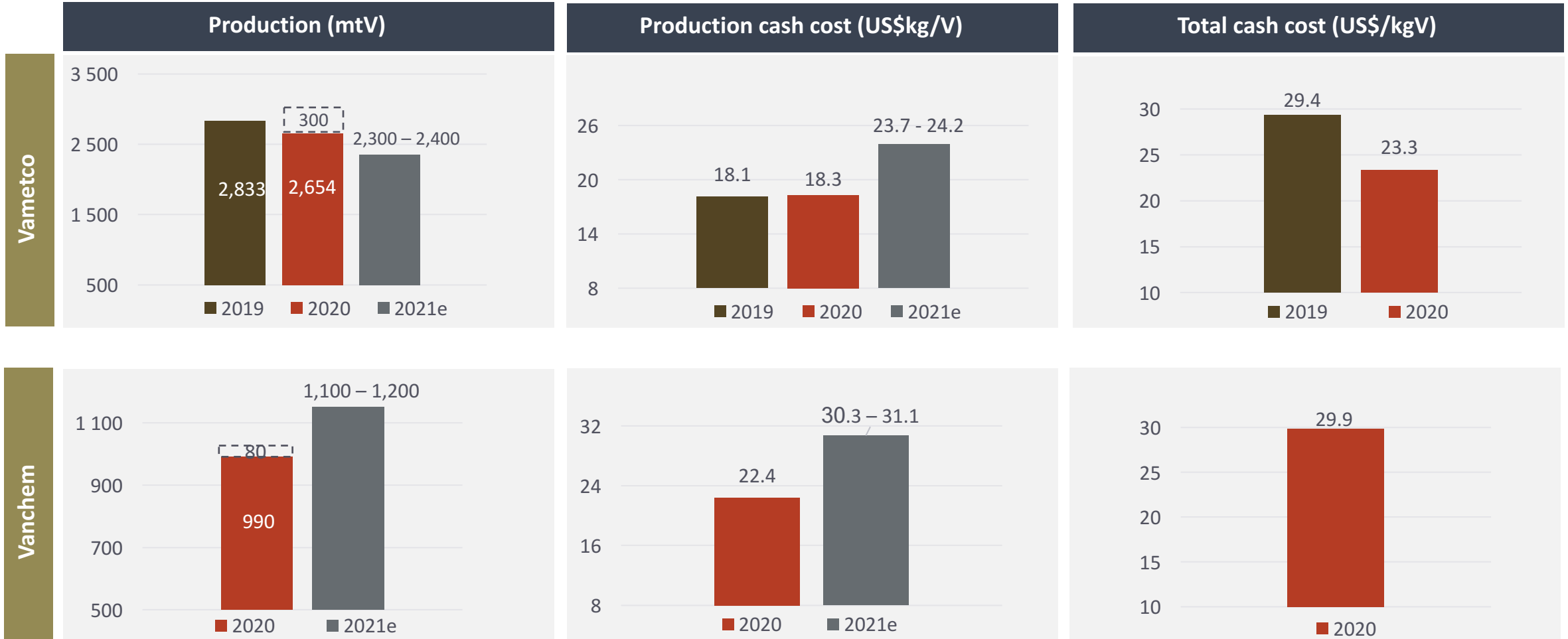
2020 Group operational highlights

- Production of 3,631 mtV, ↑ 24 %, primarily as a result of the inclusion of Vanchem
 - 380 mtV of production lost due to South Africa’s nationwide lockdown
- Sales of 3,842 mtV, ↑ 61 % as a result of the contribution of sales from Vanchem
 - Sales to China 23% of total volume sold vs. 9% in 2019

- Group cost of US\$29/kgV ↓21%
 - Fixed costs dilution through the acquisition of Vanchem and production increase
- Synergies from operations and increase in combined production to support further cost reductions



2020 Operational highlights



Lost production due to the COVID-19 nationwide lockdown

Bushveld Energy – 2020 key achievements



Electrolyte

- Established Bushveld Electrolyte Company as the operating entity for the electrolyte business and completed the engineering phase
- 2 investments, Invinity¹ and Cellcube²
- Signed an electrolyte rental contract between Pivot Power, part of EDF Renewables, and Vanadium Electrolyte Rental Limited³
- Cellcube to supply a 4 MWh VRFB for the mini-grid project



Deployment

Post year end developments:

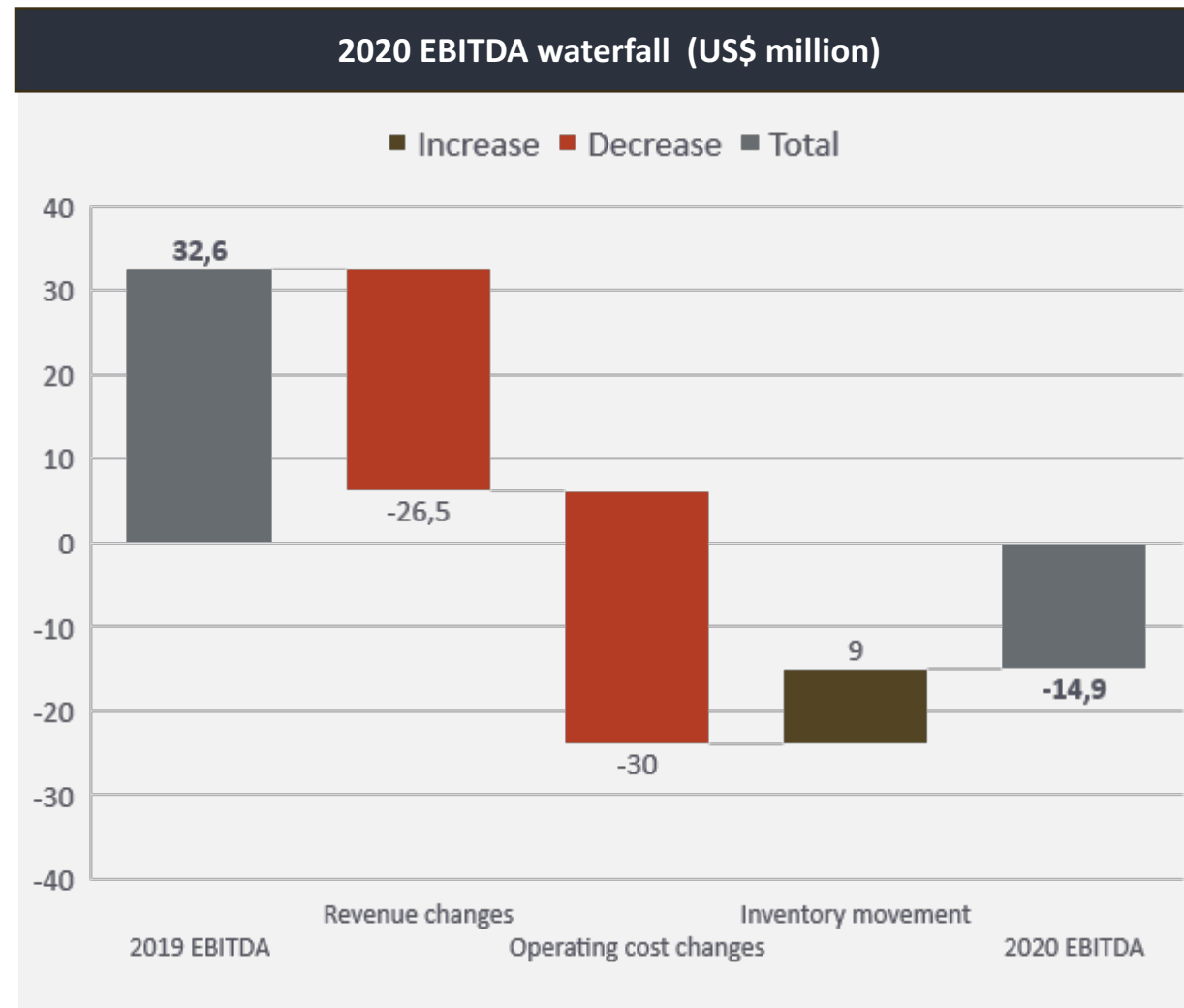
- Monetised Invinity holding ~US\$13 million (initial invest of US\$5 million)
 - Proceeds used towards Bushveld Energy's 2021 projects
- 25.25% interest into Cellcube
- Right of first refusal with both Invinity and Cellcube
- Commenced construction of 200 MWh electrolyte plant in June 2021



Investment

2020 Income statement

US\$ million	2020	2019
Revenue	90.0	116.5
Cost of sales	(73.4)	(45.8)
Other operating and Admin Expenses	(31.5)	(38.1)
EBITDA	(14.9)	32.6
Depreciation	(17.9)	(10.4)
Operating (loss)/profit	(32.8)	22.3
Gain on bargain purchase -Vanchem	-	60.6
Net Financing expense	(4.7)	1.9
Other non-operating costs	(0.2)	(1.5)
(Loss)/Profit Before Tax	(37.7)	83.3
Income tax charge	0.4	14.0
Profit after tax	(37.2)	69.2



2020 Group total cost

- Direct cost of sales for the period of US\$73.4 million
 - The increase is partially attributable to the inclusion of Vanchem as well as increase in energy and maintenance costs at Vametco
- Increased production through the acquisition of Vanchem resulted in:
 - Lower Group cost of US\$29/kgV (including sustaining capital) as a result of the dilution of fixed costs

Further cost reductions through synergies across the operations and organic production growth

The following table summarises the total cost for the year

	2020 US\$	2019 US\$
Cost of sales (direct)	(73.4)	(47.8)
Total cost	(31.5)	(36.0)
Operating costs and admin		
Other non-operating costs	(0.2)	(1.5)
Total income statement cost excl. depreciation	(105)	85.4
Total units sold (mtV)	3,842	2,392
Income statement cost per unit sold (excl. depreciation) US\$/kgV	27	36
Sustaining capital	(5.4)	(3.6)
Total cost including sustaining capital	(110)	(89.0)
Cost per unit sold (including sustaining capital) US\$/kgV	29	37
Revenue	90	116.5
Average price realised US\$/kgV	23	49

Balance sheet

2020 Group Balance sheet activities

- Secured US\$65 million from Orion Mine Finance
- Retired Nedbank ZAR250 million term loan (US\$17 million)
- Partial repayment of Duferco US\$23 million convertible loan note
- Net debt of (US\$33.7 million)

2021 developments

- Renegotiated the covenant testing terms under the ZAR125 million Nedbank Revolving Credit Facility (“RCF”)
 - Covenants for the June 2021 period waived and relax December 2021 Group net debt to EBITDA ratio from 2.50x to 4.0x
 - RCF is amortised by ZAR5 million (~US\$0.3 million) per month from 6 August 2021
 - Bullet payment of ZAR50 million (US\$3.4 million) due on the maturity date of 6 November 2022
- Progressing renegotiation of US\$11.5 million with Duferco

Retiring existing debt facilities to strengthen the balance sheet

US\$ million	31 December 2020	31 December 2019
Property plant and equipment	167.6	185.3
Intangible assets	59.0	59.4
Investment properties	2.8	2.9
Cash and cash equivalent	50.5	34.0
Other assets (Financial and Current Assets, BEC Investments, Debtors, Inventory)	76.0	53.1
Total assets	355.9	334.8
Borrowing (Orion PFA, Nedbank & Convertible Loan)	84.2	41.8
Other liabilities	57.7	51.9
Total liabilities	141.9	93.7
Total equity	214.0	241.1

2020 Cash and capital expenditure

Capital expenditure

- Net cash outflow from operating activities of (US\$17.1 million)
- Net cash from financing activities of US\$47.4 million
- Closing cash and cash equivalent position as at 31 December of US\$50.5 million

2021 developments

- Gross unaudited cash and cash equivalent of **US\$31 million**¹
- Capital expenditure of **~US\$26.8 million**
- Spend of **US\$8.6 million**² (most of cost in ZAR)
 - Adjust capex spend in line with optimal production sequencing
 - Prioritisation of sustaining, critical and regulatory capital
- Cost-saving of **US\$2.5 - US\$4 million per year** from 2022

Cash generation and net cash

The following table summarises the main components of the cash flow during the year:

	2020	2019
	US\$	US\$
Operating (loss)/profit	(32.7)	22.3
Depreciation and amortisation	17.9	10.4
Changes in working capital and provisions	1.3	4.6
Taxes paid	3.5	8.8
Net cash flow from operating activities	(17.1)	28.5
Sustaining capital	(5.4)	(3.7)
Free cashflow	(22.5)	24.8
Cash from other investing activities	(7.9)	(46.1)
Financing activities	47.4	13.3
Cash outflow/(inflow)	17.0	(7.9)
Cash at the beginning of the year	34.0	42.0
Foreign exchange movements	(0.4)	(0.03)
Closing net cash	50.5	34.0

Bushveld Vanadium – Ensuring a solid base to achieve sustainable growth

- Prioritising operational stability to achieve annual steady state production run rate by the end of 2022:
 - 2,800 mtV at Vametco
 - 2,600 mtV at Vanchem
- Implement synergies across operations
- Technical studies underway at Vametco and Vanchem to determine most capital efficient production sequencing across the operations
- Identify and implement cost reduction initiatives

Vametco

- 2021e guidance: revised production guidance of 2,300 mtV -2,400 mtV and production cash cost (C1) of US\$23.70/kgV and US\$24.20/kgV (ZAR339/kgV and ZAR345/kgV)
 - 240 mtV monthly production run rate
- Upper Seam project to be a significant ore feedstock source for Vanchem

Vanchem

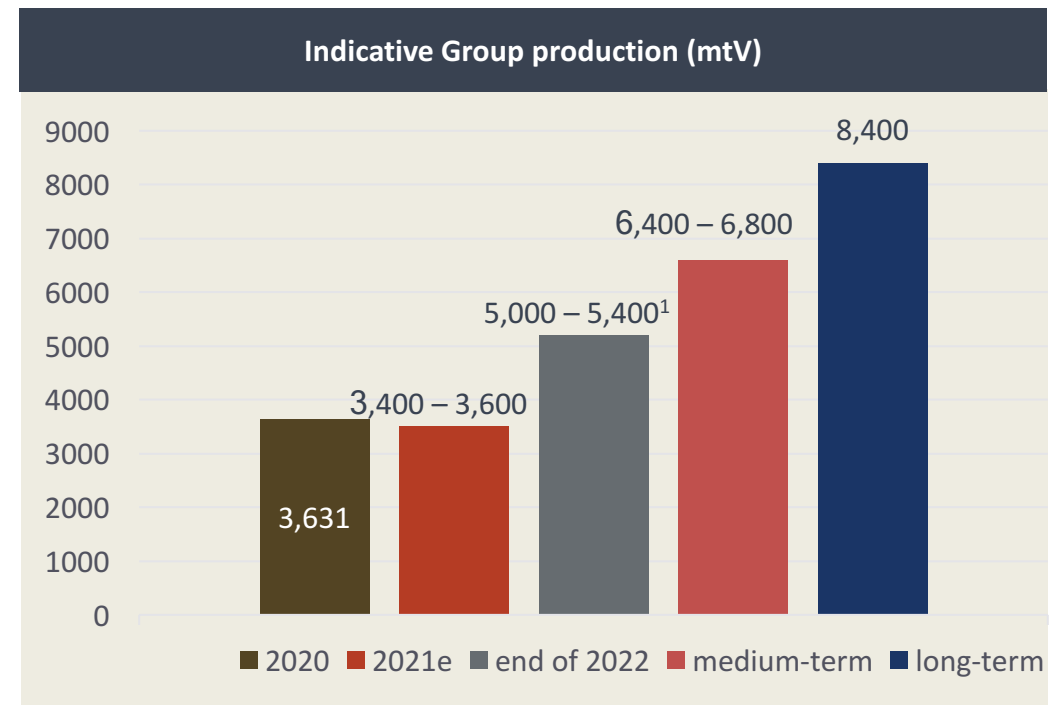
- 2021e guidance: revised production guidance of 1,100 mtV -1,200 mtV C1 and production cash cost (C1) of US\$30.30/kgV and US\$31.10/kgV (ZAR434/kgV and ZAR444/kgV)
- Ore source: either upper seam at Vametco or third-parties

Brits

- Potential future ore feed for Vametco and Vanchem

Mokopane

- 2021 focus: ground water survey, aerial surveys, apply for water use license



1. Production run rate at the end of 2022

Bushveld Energy – Investing in the global clean energy transition



Electrolyte



Deployment



Investment

- Progress construction of 200 MWh electrolyte plant, obtain a generation licence
- Scale up the vanadium electrolyte rental product with new contracts
- Support and fund the growth of Cellcube, together with the other shareholders
- Attain financial close and commence construction of the Vametco hybrid mini-grid
- Participate in large, upcoming battery energy storage tenders in South Africa
- Develop self-generation options for all Bushveld's existing and future electricity needs

Summary and near-term objectives



Financial

- Strengthen balance sheet and increase cash flow through margin expansion and debt reduction
 - Cost Savings initiative targeting of **US\$2.5 - US\$4 million per year** from 2022
-



Production

- Grow vanadium production to achieve a production run rate of between 5,000 mtVp.a. and 5,400 mtVp.a. by the end of 2022
 - Technical studies under way to increase production run rate to between 6,400 mtVp.a. and 6,800 mtVp.a. in the medium term and to 8,400 mtVp.a. in the longer term
 - Optimise production flexibility between Vametco and Vanchem
 - Upper seam project with a reserve of 0.9 Mt resource of 16 Mt of in-situ ore, will supply Vanchem ore requirement of 34 kt per month for 18 months
 - Tests conducted to date have proven suitability for processing at Vanchem
 - Investigating the potential to extend supply of ore beyond the initial 18 months given Upper Seam Resource of 16 Mt of in-situ ore
-



Bushveld Energy

- Construction of the electrolyte plant with an initial capacity of 200 MWh of electrolyte with capacity to scale up to 800 MWh
 - Electrolyte plant will, when commissioned in 2022, be the biggest announced plant outside China
 - Attain financial close and commence construction of the Vametco hybrid mini-grid
 - The mini-grid provides an important proof of concept for self-generation solutions
-

Conclusions



A leading primary vanadium producer and energy storage solutions provider



Bushveld owns 2 of the world's 4 operating primary vanadium processing facilities and owns large, long mine life, high grade opencast deposits



Provides investors with access to the fast growing VRFB battery storage sector through Bushveld Energy and its underlying equity investments



Strong vanadium market outlook in near and medium term from renewable energy revolution and steel production growth



Focussed on delivering its growth and investment strategy

A key player in energy storage growth and a significant primary vanadium producer



Vanadium market

2020 FULL YEAR RESULTS & 2021 GUIDANCE – Fortune Mojapelo

Vanadium market conditions

COVID-19 pandemic

- COVID-19 global lockdowns impacted all major economies
- Global steel production fell by < 1% to 1,864 Mt (2019: 1,880 Mt)¹
- China's steel production 1,053 Mt 5.2% higher than 2019 (2019: 1,001Mt) ~56% of global steel production¹
 - China was a net FeV importer in the months of June, July, August, October and November² 2020

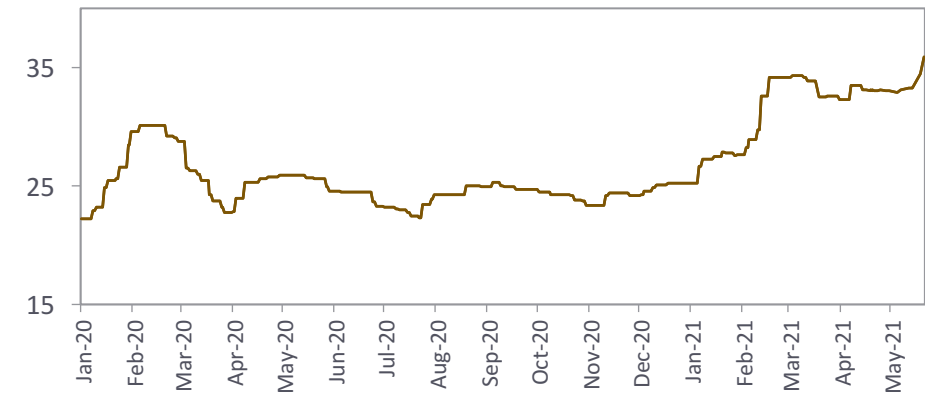
Vanadium price

- Rising vanadium prices seen at the end of 2020 and into 2021, across all key markets
- Current FeV price of ~US\$40/kgV across all markets³
- Prices increased and demand remained robust during H1 2021
- Chinese and Russian co-producers producing at peak at near full capacity

Currency

- ZAR to USD average exchange rate of USD/ZAR 16.50 during 2020⁴
- ZAR to USD current exchange rate of USD/ZAR14.22

FeV price



USD/ZAR exchange rate chart



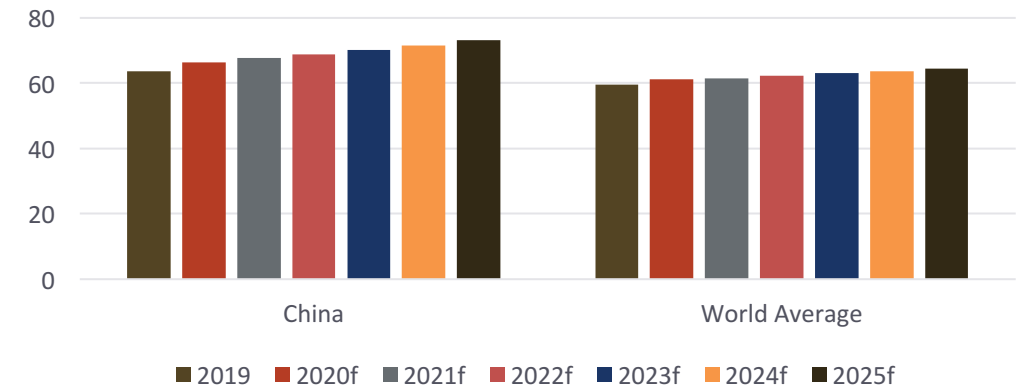
Demand anchored to steel and increasing deployments of VRFBs

Vanadium Outlook

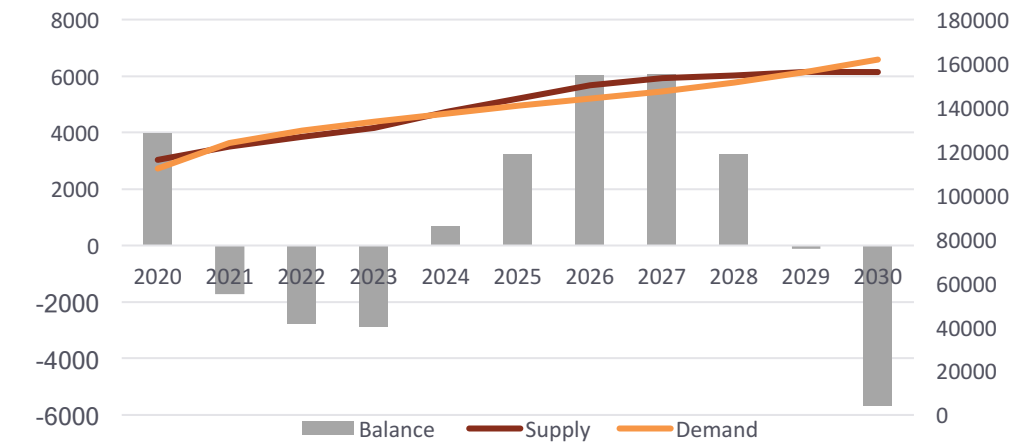
- China is expected to reach its steel production peak by the middle of the decade¹
 - Output may hit another all-time high in 2021, driven by infrastructure and domestic consumption¹
- Roskill forecasts a 2% y-o-y increase in 2021, with a gradual recovery in the rest of the world
- Demand from steel market expected grow at a CAGR of ~2.7% through to 2030²
- Demand for VRFBs rising as governments accelerate the energy transition to a low-carbon energy future
- Demand from VRFB expected to grow at a CAGR of ~ 56.7% through to 2030²
- Co-producers operating at full capacity with no hematite-blending incentives implies limited/no capacity to increase supply in the short term³
- High seaborne iron ore prices
 - Iron ore prices rose to their highest levels in the last 5 years, at ~US\$200/t³
 - High prices driven by China's strong demand, as well as constrained global supply
 - As a result, Chinese steel mills used more domestic vanadium titaniferous magnetite ore
- Low vanadium price environment of 2019/2020 implies limited price incentive for greenfield vanadium projects⁴

1. <https://roskill.com/news/steel-alloys-china-hits-new-all-time-high-steel-production-in-2020/>
 2. Roskill Vanadium Outlook to 2030 report, nineteenth edition, June 2021
 3. Bloomberg, 23 June 2021
 4. Bushveld Minerals Analysis

Vanadium Intensity of use (2019-2025) (g/t)



Vanadium market balance²





Supplementary information

Bushveld Minerals' shareholders and share price snapshot

BMN Share Price (25 June 2021) **15.50p**

Basic Ordinary Shares **1,191,561,543**

Market Capitalisation **£185 million**

Bushveld Minerals Top Shareholders **% ownership**

1 Hargreaves Lansdown Asset Mgt	20.57
2 Interactive Investor	16.08
3 Halifax Share Dealing	10.40
4 Orange Trust	5.28
5 A J Bell Securities	5.09

Strategic Investor

Orion Mine Finance: US\$35million convertible loan and US\$30 million production financing

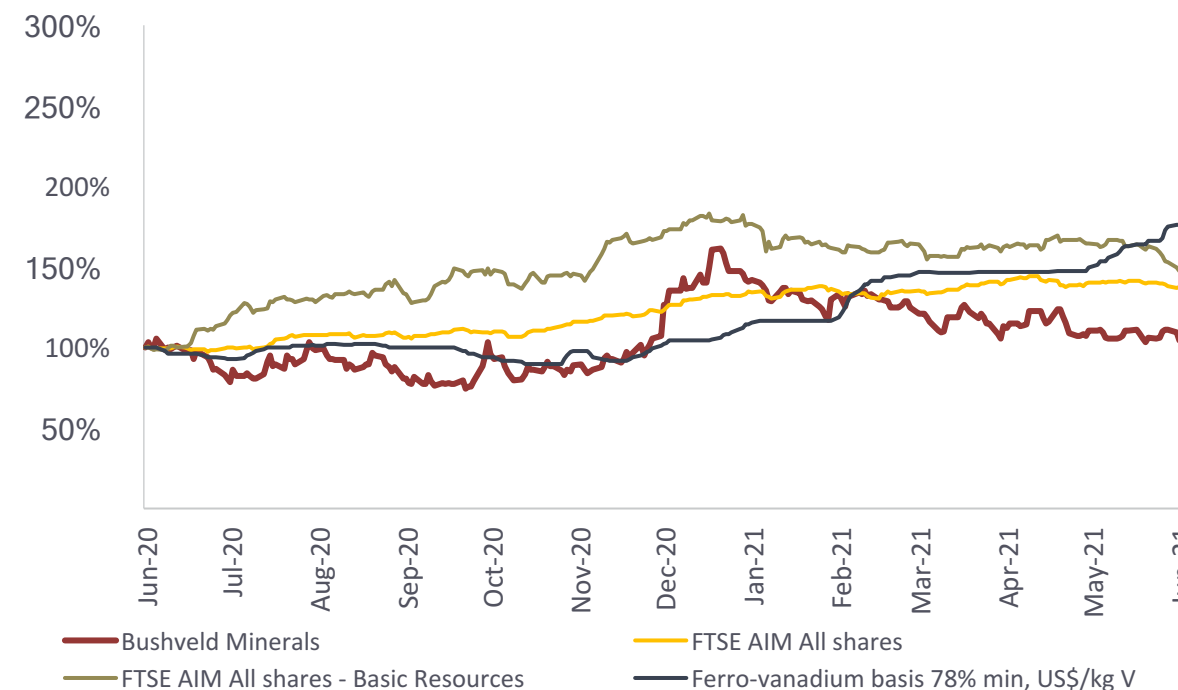
Bushveld Minerals Top Institutional Shareholders **% ownership**

1 Premier Miton Investors	1.14
2 Invesco	0.66
3 Fidelity Investment International	0.24
4 Canaccord Genuity	0.06

Bushveld Minerals Ownership		# shares	% ownership
1	Bushveld Minerals Ltd Director & Related Holding(s)	26,365,089	2.21

Source: Bloomberg, 25 June 2021, Orient Capital as at 28 May 2021

L12M Share Price Performance (Indexed) **AIM: BMN**



Analyst Coverage

PEEL HUNT

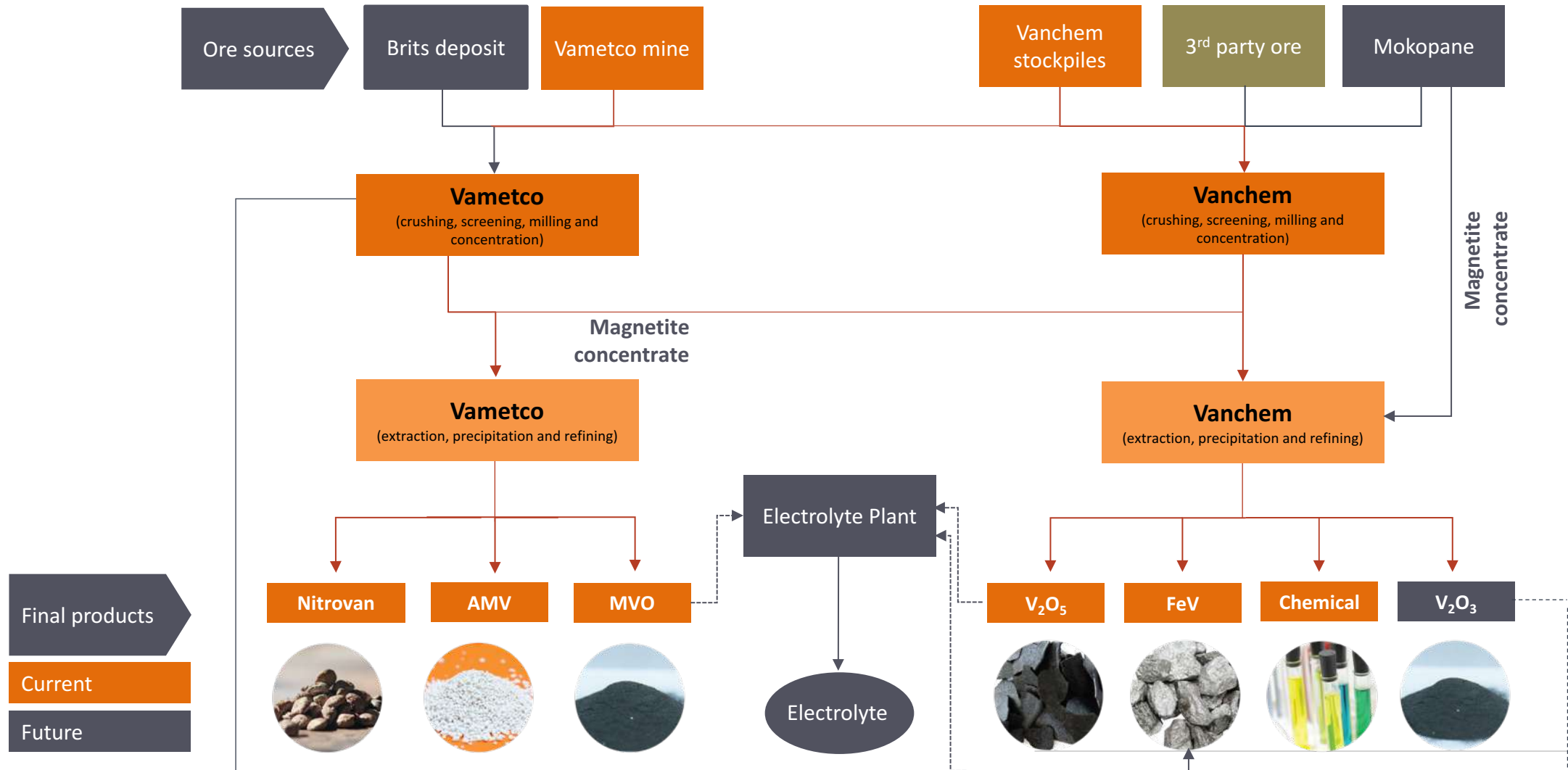
Buy

SPANGEL

Buy

Alternative Resource Capital

Flexible production platform and integrated asset base with a broad range of products



Bushveld Vanadium – Investing for accretive growth

Vametco

- Mine and processing facility
- >30 year mine life (ore reserves)
- 184.2 Mt indicated & inferred resource, including 46.4 Mt of reserves at 2.0% V₂O₅ in magnetite

Vanchem

- Primary processing facility
- 3-kiln configuration

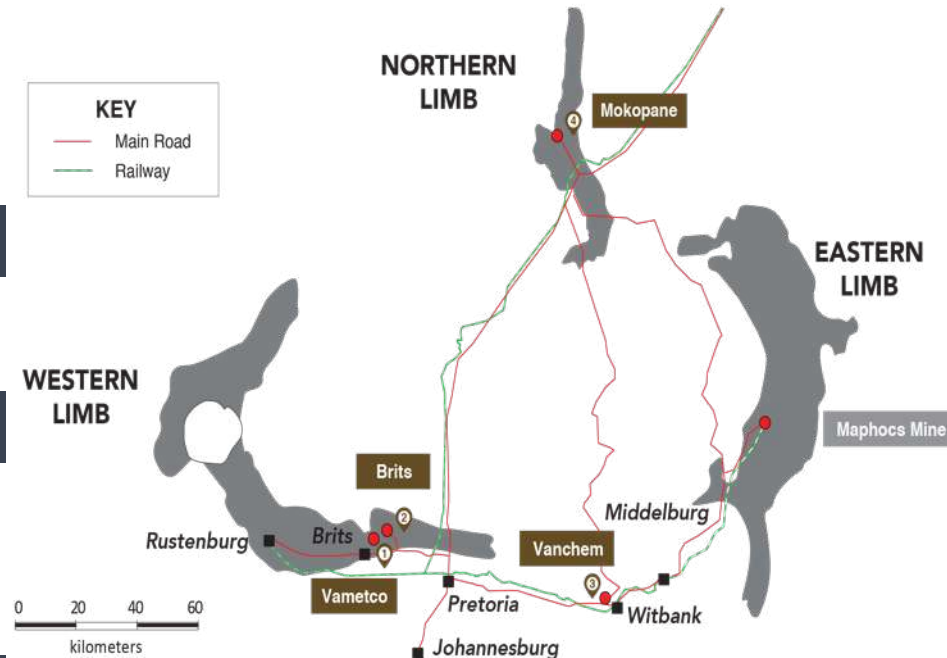
Brits

- 66.8 Mt indicated and inferred resource of 1.6% V₂O₅ in magnetite
- Potential future ore feed for Vametco and Vanchem

Mokopane

- 298 Mt resource, including 28.5 Mt reserves with grade of 1.75% V₂O₅ in-magnetite.
- To become primary source of feedstock for Vanchem

Map of Operations



- Assets are located in South Africa, which is host to the largest high-grade primary vanadium deposits in the world
- The Vametco, Brits and Mokopane comprise a total JORC-compliant resource base of at least **549 Mt** (100 % basis), including **75 Mt** (100 % basis) of JORC-compliant reserves
- Some of the highest primary grades in the world (**1.6% – 2.0% V₂O₅ in magnetite**)
- Deposits and processing plants well serviced with logistics infrastructure

1. DFS: Definitive feasibility study

2. An application has been made to delay the start of operations until July 2022

Note all quoted resources and reserves are JORC compliant

20+ year

Development and production history

>130

Systems / 23MWh deployed

25.25%

Bushveld's indirect interest

Cellcube, the holding company for Enerox GmbH, is the next leader among VRFB peers and a strategic investment for Bushveld

Cellcube is a grid scale and micro-grid energy storage solutions provider, headquartered in Austria

- Bushveld's underlying interest - 25.25%
- Won Bushveld's mini-grid tender for a 4MWh battery solution
- In H2 2020, secured 13MWh in signed orders for its systems
- Raised growth capital of US\$30 million to scale up to 30 MW (120-240 MWh) per annum



2020 Other operating and administrative costs

The Group other operating and admin costs reduced by US\$6.6 million

- US\$1.4 million increase in other operating income, as a result of cost/fees recoveries.
 - US\$2.8 million reduction in the selling and distribution costs, due to lower realised price.
 - US\$0.8 million increase in other mine operating costs, as a result of social and community commitments at Vametco and Vanchem.
 - US\$1.3 million increase in idle plant costs as a result of the 21- day South African nationwide lockdown.
-
- Administrative expenses reduced by US\$4.9 million to US\$19.8 million, as a result of cost control measures and once-off costs not re-occurring.
 - Vametco and Vanchem accounted for 33% of the administrative expenses.
 - Majority of the professional fees were associated with the Group's growth initiatives.

	US\$ million	2020 US\$	2019 US\$
Other operating income		-2.3	-0.9
Selling and distribution costs		4.8	7.6
Other mine operating costs		4.7	3.9
Idle plant costs		4.2	2.9
Share based payment		0.4	0.0
Administration expenses		19.8	24.7
Other operating and administration costs		31.5	38.1

	2020 US\$	2019 US\$	2018 US\$
Staff Costs – Including Shares Issued	8.1	9.6	15.6
Depreciation	0.3	0.2	0.2
Professional Fees	6.0	7.6	1.9
Bad Debts	-	3.0	-
Other	5.4	4.2	5.5
Administration expenses	19.8	24.7	23.2

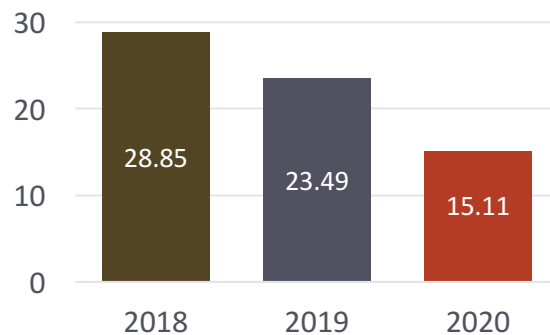
2020 Net Debt

US\$ million	31 December 2020	31 December 2019
Gross Cash and Cash Equivalent	50,540,672	34,011,557
Nedbank Term Loan and Revolving Credit	(8,636,535)	(18,071,342)
Convertible Loan Notes - Duferco	(11,585,068)	(23,173,288)
Production Financing Agreement - Orion Mine Finance	(30,105,886)	-
Convertible Loan Notes Instrument - Orion Mine Finance	(33,073,699)	-
Other Debt	(845,588)	(511,522)
Net Debt	(33,706,106)	(7,744,595)

Health and Safety

- No new occupational health diseases cases
- Zero fatalities and one lost-time injury
- Group Total Recordable Injury Frequency rate (“TIFR”) of 15.11

Group’s 3-year TIFR



36%
Improvement in
TIFR

Working with COVID-19

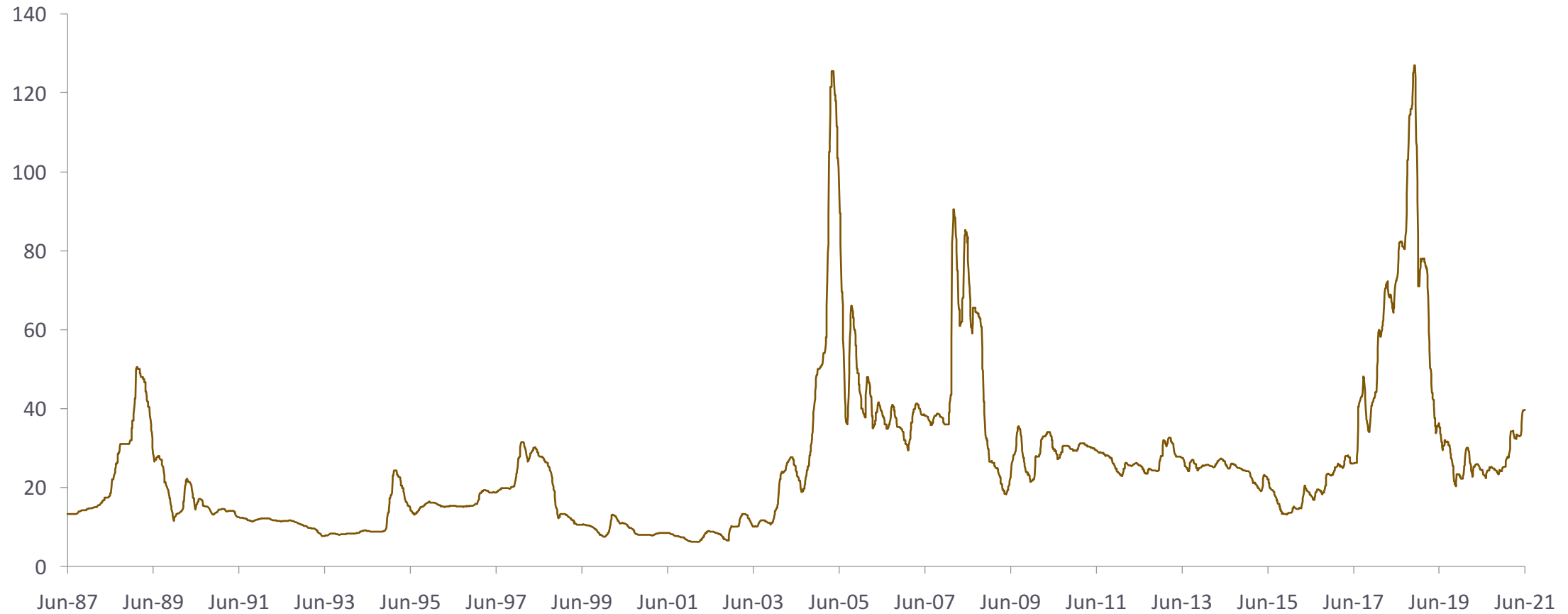
- COVID-19 protocols rapidly developed and implemented at all operations
- Employee and community COVID-19 support
- 54 positive COVID-19 cases in 2020
- 98% recovery rate, with 110 cumulative positive COVID-19 cases as at 31 May 2021

 **54** Positive COVID-19 cases in 2020

 **98%** COVID-19 Recovery rate

Vanadium price

FeV historical LMB price
US\$/kgV¹



Recent VRFB deployments

China



VRB Energy signed a contract for **100MW/500MWh** integrated vanadium flow battery in Xiangyang, Hubei Province, including construction of 1GW VRFB gigafactory

Shanghai Electric announced plans for another **100MW / 400MWh** VRFB in Yancheng, China



Rongke Power's **200 MW/800 MWh** is due for initial commissioning this year



Sichuan Xuteng Battery Energy Co., Ltd. is a newly introduced enterprise in Panzhihua successfully signed the R & D and industrial park projects of VRFB energy storage.



Jiangxi Yinhui New Energy Co., Ltd. plans to build a new project with an annual output of **66,000 cubic meters** of vanadium electrolyte in Yichun

Yichun Jin Kong Group issued ~US\$1.5 million to support the demonstration production base project of vanadium battery industrialization

Rest of the world



Joint venture established to build a VRFB facility “an annual production capacity of **3 GWh**”

51MWh VRFB system awarded to Sumitomo for a wind farm in Hokkaido, Japan



M&A activity is picking up, including a “**\$70 million merger of vanadium redox flow battery start-ups**”. The new company just announced 7.8MWh of orders from the California Energy Commission in the USA

Developer and maker of home VRFB energy storage systems, raised **€6 million (US\$7.1 million)** in July 2020.



Large, multinational power companies are deploying VRFB technology, including **ENEL in Majorca, Spain** and **EDF in Oxford, UK**

Increased deployment of VRFBs and demand is likely to rise as governments focus on accelerating the energy transition to a low-carbon energy

Bushveld Minerals: board of directors



Ian Watson
Independent Non-Executive Chairman

- A mining engineer with considerable experience in the South African mining sector
- A member of the Engineering Council of South Africa
- Previous roles include Managing Director of Northam Platinum, CEO of Platmin Limited, CEO of International Ferro Metals (SA) and Consulting Engineer at Gold Fields of South Africa Limited



Fortune Mojapelo
Chief Executive Officer

- Co-founder and Chief Executive Officer (CEO) of Bushveld Minerals
- Co-founder and director of VM Investment (Pty) Ltd, a principal investments and advisory company focusing on developing mining projects in Africa
- Founding CEO of Bushveld Minerals Limited, where he has played a lead role developing and executing the company's vanadium strategy
- Played a leading role in the origination, establishment and project development of several junior mining companies
- Began his career at McKinsey & Company as a strategy consultant



Tanya Chikanza
Finance Director

- A qualified Chartered Accountant
- Has extensive experience in managing publicly listed companies' relationships with financial markets
- Has a global and market facing perspective with 30 years in international equity and debt capital markets, strategy, corporate finance and audit
- Previously spent nine years at Lonmin Plc, the dual listed (London Stock Exchange and JSE Securities Exchange) platinum group metals miner
- Prior to joining Lonmin, she was Executive Director at Smith's Corporate Advisory in London and Vice-President Corporate Finance at JP Morgan Cazenove, London



Michael Kirkwood
Senior Independent Non-Executive Director

- Currently chairman of corporate advisory firm Ondra LLP, Non Executive Director of AngloGold Ashanti Holdings plc and Verita Healthcare Group
- Previously chairman of Circle Holdings plc
- Served on the boards of UK Financial Investments, Eros International plc, Kiddle plc, and as Deputy Chairman of the PricewaterhouseCoopers Advisory Board
- Retired in 2008 after a distinguished 31-year career with Citigroup, latterly as UK chairman



Jeremy Friedlander
Independent Non-Executive Director

- Established McCreedy Friedlander in 1993, which became one of the premier property agencies in South Africa which then listed in 1998 on the JSE
- Recently involved in the establishment of AGNA, a developer of renewable projects in north and sub-Saharan Africa
- He is a property and legal director of Octevo Housing Solutions, a developer of social and affordable Housing in the UK
- Has a BA LLB from the University of Cape Town and practiced as an attorney after completing his Articles in Cape Town



Anthony Viljoen
Non-Executive Director

- Co-founder of Bushveld Minerals
- Co-founder and director of VM Investment (Pty) Ltd, a principal investments and advisory company focusing on developing mining projects in Africa
- Founding CEO of AfriTin Mining where he has played a lead role developing and executing the company's tin strategy
- Director and CEO of ASX listed Lemur Resources
- Previously worked at Deutsche Bank, Barclays Capital in London and Loita Capital Partners

Bushveld Minerals: management



Fortune Mojapelo
Chief Executive Officer

- Co-founder and Chief Executive Officer (CEO) of Bushveld Minerals
- Co-founder and director of VM Investment (Pty) Ltd
- Founding CEO of Bushveld Minerals Limited where he has played a lead role developing and executing the company's vanadium strategy
- His corporate career started at McKinsey & Company as a strategy consultant



Ken Greve, *Director of Corporate Development*

- A Mining Engineer with extensive experience in project management, project development, business and company valuations, mergers and acquisitions, logistics contracts and specialised financing
- Held senior corporate finance and investment banking roles at Gold Fields, JPMorgan, Kumba Resources and BHP Billiton where he was Vice President of Strategy & Business Development



Tanya Chikanza
Finance Director

- A qualified Chartered Accountant
- Has a global and market facing perspective with 30 years in international equity and debt capital markets, strategy, corporate finance and audit
- Previously spent 9 years at Lonmin Plc
- Prior to joining Lonmin, she was Executive Director at Smith's Corporate Advisory in London and Vice-President Corporate Finance at JP Morgan Cazenove



Sihle Mdluli, *Director of Strategy and Corporate Services*

- Former Director and Operations Transformation leader at Deloitte Africa
- Has extensive experience in building stakeholder value in the mining and public sectors
- Prior to Deloitte Africa, she accumulated over 6 years' experience in mining, plant operations, general management and diamond sales at De Beers



Mikhail Nikomarov
Chief Executive Officer, Bushveld Energy

- Co-founder and CEO of Bushveld Energy
- Chairman of the South Africa Energy Storage Association (SAESA)
- Chair of the Energy Storage Committee of Vanitec, the global non-profit organisation of vanadium producers
- Previously worked for McKinsey & Company in Russia and across Africa



Viki Rapelas, *Director of Legal, Governance & Compliance*

- Admitted Attorney of the High Court of South Africa since 2004
- An admitted Notary and Conveyancer since 2012
- Legal Advisor to the Bushveld Minerals group since 2007
- 19 Years of transactional advisory, mergers and acquisitions and general corporate and commercial law experience



Francois Naude
Director of Operations

- Has over 27 years' experience in mining and processing experience
- Previously Director of Operations at Vedanta Resources
- A former General Manager at AngloGold Ashanti